

The Windsor collection of quality pine Beds and Furniture



Quality British Made



Beds & Furniture



WINDSOR
PINE BEDS

FRONT COVER BED: NAPLES ALTO



WINDSOR PINE BEDS

The Windsor collection of superior quality beds and furniture are designed and handcrafted for your comfort, pleasure and lifestyle.

A selection of specially chosen timbers are employed in the production of our traditional and contemporary styles, exceptional skill and craftsmanship combine to create a distinctive range of beds and furniture.

Manufactured in solid Scandinavian redwood and solid oak, available in a selection of stained and painted finishes, the range is competitively priced to suit all tastes and budgets. So lie back and relax on a quality designed, British made bed from the Windsor collection. The company reserve the right to change product specifications without prior notice.



TUSCANY
LOW FOOT END

Images for illustration purpose only. Due to the nature of natural timbers product colours may vary.

Colour options available



Italian Collection

NAPLES

HIGH FOOT END
Available in low foot end.



Quality British Made



Beds & Furniture

LOW FOOT END



SICILY

LOW FOOT END



MODENA

HIGH FOOT END
Available in low foot end.



PISA

LOW FOOT END



ROMA

HIGH FOOT END
Available in low foot end.

Colour options available



Images for illustration purpose only.

MODENA ALTO



HIGH FOOT END
Available in low foot end.



SICILY ALTO



Quality British Made



Bes & Furniture

LOW FOOT END

PISA ALTO



Quality British Made



Beds & Furniture

LOW FOOT END

ROMA



Quality British Made



Bes & Furniture

HIGH FOOT END

Available in low foot end. Images for illustration purpose only.

Contemporary Collection

PARIS



Ebony



Charcoal



Sandlewood



Coffee



Mink



HIGH FOOT END

Available in low foot end and in 5 different colour fabrics



VENICE

HIGH FOOT END

Available in low foot end.



HAMILTON

HIGH FOOT END

Available in low foot end.



FLOATING SHELF

Available in matching bed colours and solid oak.



DECO

LOW FOOT END

Colour options available



Only available in low foot end.



HIGH FOOT END
Available in low foot end.

Quality British Made



Beds & Furniture



Available in low foot end and with either pine or solid oak top rail. Under bed drawers supplied separately.

CAMBRIDGE
HIGH FOOT END



Available in low foot end and with either pine or solid oak top rail.

DEVON
HIGH FOOT END



Available in low foot end and with either pine or solid oak top rail.

CHELSEA
HIGH FOOT END



Available in high foot end. Also available in Solid Oak with veneered panels.

SUTTON
LOW FOOT END



NOVA

LOW FOOT END

Only available in low foot end.



SHAKER

HIGH FOOT END

Available in low foot end.



LUCA

LOW FOOT END



STACKA

This bed can be split in to two single beds.

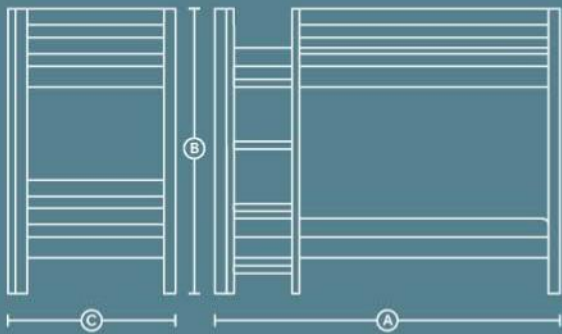
Colour options available



BUNK BEDS

Superb quality bunk beds that can be split and used as two single beds.

Beds are manufactured from solid wood timber with thick slatted bases.



Bunk bed ladder is universal (can be assembled on both left and right hand side of the bed).

Available in 2'6", 3'0" and 4'0".

Quality British Made



Bes & Furniture



BUNK BED



WINDSOR FOUR POSTER

Classic Collection

The Windsor four poster bed features barley twist posts and knicker rail, with delicate monogrammed head and foot end will enhance any room setting.

This stylish classic bed, with clean modern lines is evocative of a bygone era and is superbly handcrafted from high quality Scandinavian Redwood.

The four poster is available in 3'0", 4'0", 4'6", 5'0" and 6'0" sizes.



UNDER BED DRAWERS

Available with pine and oak drawer fronts and in matching bed colours.

Quality British Made



Beds & Furniture



IMPERIAL RAIL END



Available in high foot end and low foot end.

YORK RAIL END



DUCHESS

LOW FOOT END

Available in high foot end.



Available in high foot end and low foot end.

WINDSOR RAIL END



HIGH FOOT END
Available in low foot end. Images for illustration purpose only.

WINDSOR COLLECTION

ROMA COLLECTION



WINDSOR
5 DRAWER CHEST

WINDSOR
GENTS' WARDROBE

WINDSOR
LADIES' WARDROBE

ROMA
GENTS' WARDROBE

ROMA
LADIES' WARDROBE

Colour options available



Images for illustration purpose only. Due to the nature of natural timbers product colours may vary.

Bedside Cabinets, Chest of Drawers, Dressing Tables & Stools

AVAILABLE IN THE WINDSOR
AND ROMA COLLECTIONS.



3 DRAWER BEDSIDE - OAK



5 DRAWER CHEST OF DRAWERS



3 DRAWER BEDSIDE - WHITE



SINGLE PEDESTAL DRESSING TABLE



DOUBLE PEDESTAL DRESSING TABLE



WHITE STOOL



OAK STOOL

Images for illustration purpose only.
Due to the nature of natural timbers product colours may vary.

Headboards

The Windsor range of headboards are made from strong quality Scandinavian Redwood. Headboards are available in all models and all sizes.



Sizes	H
90cm	44
120cm	44
135cm	44
150cm	44
180cm	44

DUCHESS



Sizes	H
90cm	50
120cm	50
135cm	50
150cm	50
180cm	50

TUSCANY



Sizes	H
90cm	46
120cm	46
135cm	46
150cm	46
180cm	46

SUTTON



Sizes	H
90cm	48
120cm	48
135cm	48
150cm	48
180cm	48

VENICE

Colour options available



Quality British Made



Beds & Furniture

ITALIAN COLLECTION

SIZES AND DIMENSIONS

Sizes	A	B	C	D	NAPLES
6'0"	214	52	111	190	Available in Low Foot End Height of LFE 40
5'0"	214	52	111	162	
4'6"	206	52	111	146	
4'0"	206	52	111	130	
3'0"	206	52	111	100	
2'6"	206	52	111	86	

Sizes	A	B	C	D	TUSCANY
6'0"	214	40	111	190	
5'0"	214	40	111	162	
4'6"	206	40	111	146	
4'0"	206	40	111	130	
3'0"	206	40	111	100	
2'6"	206	40	111	86	

Sizes	A	B	C	D	MODENA
6'0"	214	52	111	190	Available in Low Foot End Height of LFE 40
5'0"	214	52	111	162	
4'6"	206	52	111	146	
4'0"	206	52	111	130	
3'0"	206	52	111	100	
2'6"	206	52	111	86	

Sizes	A	B	C	D	SICILY
6'0"	214	40	111	190	
5'0"	214	40	111	162	
4'6"	206	40	111	146	
4'0"	206	40	111	130	
3'0"	206	40	111	100	
2'6"	206	40	111	86	

Sizes	A	B	C	D	PISA
6'0"	220	40	102	190	Only available in Low Foot End
5'0"	220	40	102	162	
4'6"	212	40	102	146	
4'0"	212	40	102	130	
3'0"	212	40	102	100	
2'6"	212	40	102	86	

ITALIAN COLLECTION

Sizes	A	B	C	D	ROMA
6'0"	206	45	80	190	Available in Low Foot End Height of LFE 37
5'0"	206	45	80	162	
4'6"	198	45	80	146	
4'0"	198	45	80	130	
3'0"	198	45	80	100	
2'6"	198	45	80	86	

ALTO RANGE HEAD ENDS

Sizes are 139cm height

CONTEMPORARY COLLECTION

Sizes	A	B	C	D	PARIS
6'0"	214	59	111	190	Available in Low Foot End Height of LFE 40 Available in 5 fabrics
5'0"	214	59	111	162	
4'6"	206	59	111	146	
4'0"	206	59	111	130	
3'0"	206	59	111	100	
2'6"	206	59	111	86	

Sizes	A	B	C	D	VENICE
6'0"	212	53	100	192	Available in Low Foot End Height of LFE 40
5'0"	212	53	100	163	
4'6"	204	53	100	148	
4'0"	204	53	100	132	
3'0"	204	53	100	102	
2'6"	204	53	100	87	

Sizes	A	B	C	D	HAMILTON
6'0"	217	67	102	204	Available in Low Foot End Height of LFE 40
5'0"	217	67	102	175	
4'6"	209	67	102	159	
4'0"	209	67	102	143	
3'0"	209	67	102	113	
2'6"	209	67	102	99	

CONTEMPORARY COLLECTION

Sizes	A	B	C	D	DECO
6'0"	218	27	80	195	
5'0"	218	27	80	167	
4'6"	210	27	80	151	
4'0"	210	27	80	135	
3'0"	210	27	80	105	
2'6"	210	27	80	92	

Sizes	A	B	C	D	KENSINGTON
6'0"	218	71	111	198	Available in Low Foot End Height of LFE 40
5'0"	218	71	111	168	
4'6"	210	71	111	153	
4'0"	210	71	111	139	
3'0"	210	71	111	107	
2'6"	210	71	111	94	

Sizes	A	B	C	D	CAMBRIDGE
6'0"	212	58	108	226	Available with High Foot End and Low Foot End Height of HFE 40 Pine or Solid Oak Top Rail
5'0"	212	58	108	198	
4'6"	204	58	108	182	
4'0"	204	58	108	166	
3'0"	204	58	108	136	
2'6"	204	58	108	123	

Sizes	A	B	C	D	DEVON
212	58	108	226	226	Available with High Foot End and Low Foot End Height of HFE 40 Pine or Solid Oak Top Rail
212	58	108	198	198	
204	58	108	182	182	
204	58	108	166	166	
204	58	108	136	136	
204	58	108	123	123	

Sizes	A	B	C	D	CHELSEA
6'0"	217	71	111	196	Available in Low Foot End Height of LFE 37
5'0"	217	71	111	167	
4'6"	209	71	111	152	
4'0"	209	71	111	138	
3'0"	209	71	111	106	
2'6"	209	71	111	91	

CONTEMPORARY COLLECTION

Sizes	A	B	C	D	SUTTON
6'0"	212	40	100	192	Available in High Foot End Height of HFE 61 Also available in Solid Oak
5'0"	212	40	100	163	
4'6"	204	40	100	148	
4'0"	204	40	100	132	
3'0"	204	40	100	102	
2'6"	204	40	100	87	

Sizes	A	B	C	D	NOVA
6'0"	212	38	80	192	Only available in Low Foot End
5'0"	212	38	80	163	
4'6"	204	38	80	148	
4'0"	204	38	80	132	
3'0"	204	38	80	102	
2'6"	204	38	80	87	

Sizes	A	B	C	D	SHAKER
6'0"	214	68	118	193	Available in Low Foot End Height of LFE 37
5'0"	214	68	118	164	
4'6"	206	68	118	148	
4'0"	206	68	118	132	
3'0"	206	68	118	102	
2'6"	206	68	118	88	

Sizes	A	B	C	D	STACKA
6'0"	212	54	54	192	Can be split in to Two Single Beds Mattress thickness 7" maximum
5'0"	212	54	54	163	
4'6"	204	54	54	148	
4'0"	204	54	54	132	
3'0"	204	54	54	102	
2'6"	204	54	54	87	

Sizes	A	B	C	D	BUNKBED
6'0"	214	160	160	193	Can be split in to Two Single Beds
5'0"	214	160	160	164	
4'6"	206	160	160	148	
4'0"	206	160	160	132	
3'0"	206	160	160	102	
2'6"	206	160	160	88	

CLASSIC COLLECTION

SIZES AND DIMENSIONS

Sizes	A	B	C	D	WINDSOR 4 POSTER
6'0"	218	216	216	195	
5'0"	218	216	216	167	
4'6"	210	216	216	151	
4'0"	210	216	216	135	
3'0"	210	216	216	105	
2'6"	210	216	216	92	

Sizes	A	B	C	D	LUCA
6'0"	212	38	38	192	
5'0"	212	38	38	163	
4'6"	204	38	38	148	
4'0"	204	38	38	132	
3'0"	204	38	38	102	
2'6"	204	38	38	87	

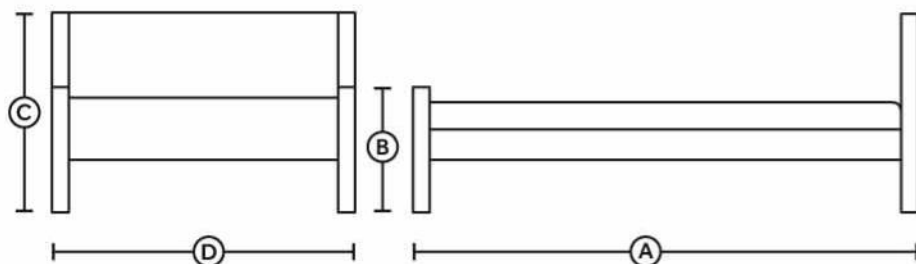
Sizes	A	B	C	D	IMPERIAL
6'0"	224	104	124	201	
5'0"	224	104	124	172	
4'6"	216	104	124	156	
4'0"	N/A	N/A	N/A	N/A	
3'0"	N/A	N/A	N/A	N/A	
2'6"	N/A	N/A	N/A	N/A	

Sizes	A	B	C	D	YORK
6'0"	218	84	102	195	Available with High Foot End Height of HFE 73 and Low Foot End Height of HFE 58
5'0"	218	84	102	167	
4'6"	210	84	102	151	
4'0"	210	84	102	135	
3'0"	210	84	102	105	
2'6"	210	84	102	92	

Sizes	A	B	C	D	DUCHESS
6'0"	212	50	96	192	Available with High Foot End Height of HFE 63
5'0"	212	50	96	163	
4'6"	204	50	96	148	
4'0"	204	50	96	132	
3'0"	204	50	96	102	
2'6"	204	50	96	87	

Sizes	A	B	C	D	WINDSOR
6'0"	218	88	114	195	Available with High Foot End Height of HFE 71 and Low Foot End Height of HFE 55
5'0"	218	88	114	167	
4'6"	210	88	114	151	
4'0"	210	88	114	135	
3'0"	210	88	114	105	
2'6"	210	88	114	92	

MEASURING YOUR BED

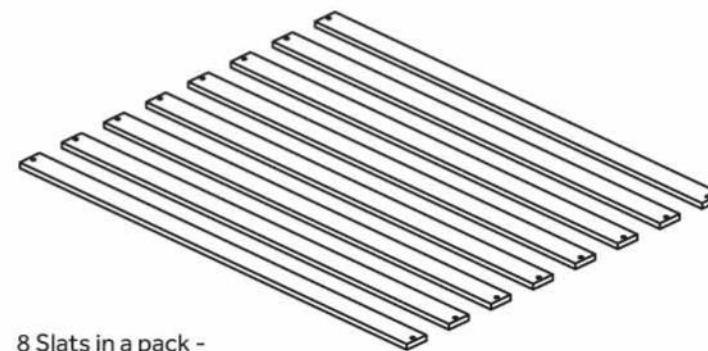


BEDSTEADS

At Windsor we work in harmony with our retailers and customers developing products and relationships, committed to our mutual growth and satisfaction.

Our dedicated work force and sales back-up, combine to supply products geared to increase profitability.

SLATS



8 Slats in a pack -
2'6", 3'6", 4'0", and 4'6".

9 Slats in a pack - 5'0" and 6'0".

Images for illustration purpose only.
Due to the nature of natural timbers product colours may vary.

Quality British Made



Beds & Furniture



WINDSOR
PINE BEDS & FURNITURE

Windsor House 194-198 Barr Street,
Hockley, Birmingham B19 3AE
Telephone: 0121 551 7179 Fax: 0121 551 7179
email: info@windsorpinebeds.co.uk

www.windsorpinebeds.co.uk

Your Local Windsor Stockists:



WINDSOR
PINE BEDS & FURNITURE



Superior quality handcrafted British made Beds and Furniture

Quality British Made



Beds & Furniture